


# The Evolution of the **ST70**

## **ST70 HI** Window System

Whole Window  $U_w$   
As Low As  
 $0.97 \text{ W/m}^2\text{K}$







## Design

Our ST70 HI window system has recently been upgraded by our designers to produce an enhanced thermal performance. Installed with triple glazing, it can now achieve a whole window  $U_w$  value as low as  $0.97W/m^2K$ , a substantial improvement on its previous performance.

The combination of new thermally efficient polyamide, closed-cell polyethylene foams and an insulated EPDM centre seal increases the effectiveness of the barrier to low temperature, reducing or eliminating condensation.



## Performance

The ST70 HI is fully weather tested to BS6375. Its performance characteristics meet with the highest environmental standards across the aluminium range helping you achieve LEED and BREEAM certification. This window system is the perfect cost-efficient, eco-friendly solution for your next project.

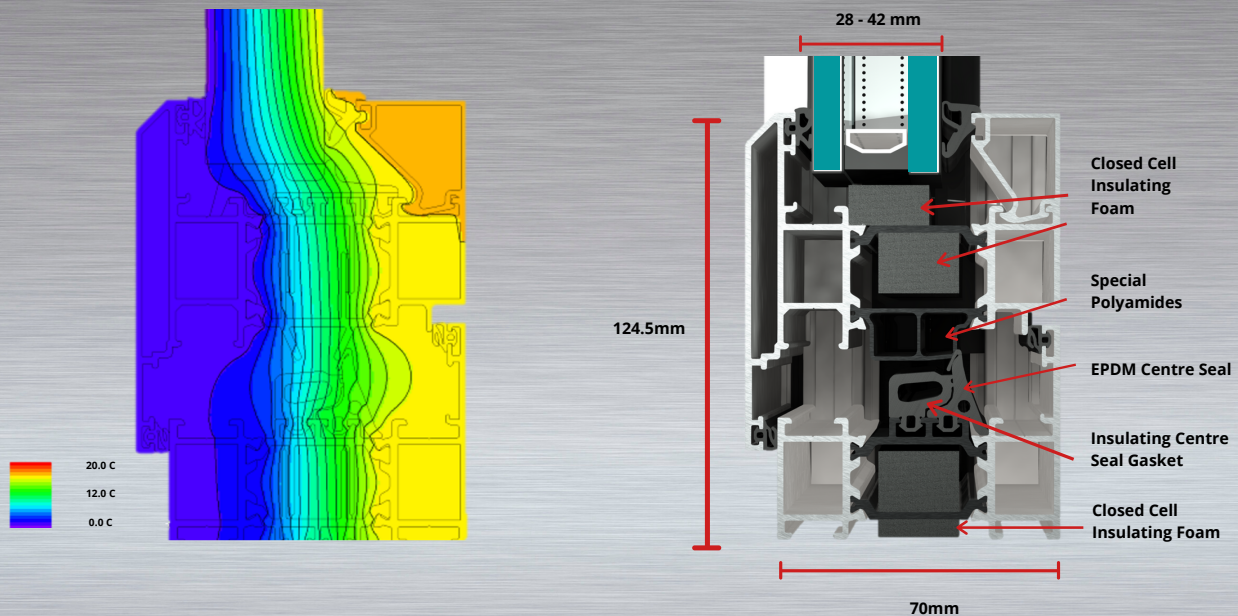
## Opening Possibilities

- Side and top hung open out
- Bottom hung open out (Hopper)
- Side hung open in
- Tilt and Turn
- Life Time Homes Tilt and Turn
- Bottom hung open in.
- Parallel Sash



## Durability

The ST70 HI's strong aluminium frame and flexible design allow you to incorporate extra large sash dimensions. These large sashes are installed with a multi-point, wrap around locking system giving you peace of mind. It has been tested to meet the requirements of Pas 24 and SBD.



## Properties

- Whole window  $U_w$  value as low as  $0.97 \text{ W/m}^2/\text{K}$  (Triple Glazed)
- Tested to Pas 24 and SBD standards
- Fabricated using recycled aluminium and plastic materials
- Tested to EN12101 smoke ventilation
- Single or dual colour available
- Double or triple glazing up to 42mm in thickness
- New low conductive polyamides used in the window assembly
- Can be pre-assembled in-house saving installation time/cost

## Performance Data

Whole window $U_w$ value as low as:	$0.97 \text{ W/m}^2/\text{K}$
Acoustic Performance:	60 dwb
Air Tightness:	Class 4 - 600 Pa
Water Tightness:	Class EN1050 - 1050 Pa
Wind load resistance:	Class 5 up to 3000 Pa



**Contact us if you require any extra information regarding:**



Our aluminium window, door, facade, louvre or solar shading systems.




To organise a meeting or training day.




To get in touch with a member of our technical department.


## Our Window & Door Suite




ST90 Window  
System




ST80 Window  
System




ST70 Concealed  
Sash



ST4-600 Lift &  
Slide



ST Vision  
Plus



ST Millennium  
Door